

# Interreg IPA CBC Programme Croatia – Serbia 2014-2020

## Programme Results

12th Joint Monitoring Committee Meeting

7 - 8 May 2024  
Novi Sad, Serbia

**Programme Facts and Numbers**

**Calls for Proposals  
Technical Assistance**

**Audits & Evaluations**

**Programme Results**

**Visibility & Outreach**

**Where we are  
Next Steps**

## Programme Facts

- 25.505 km<sup>2</sup>
- 2,3 million people
- 4 counties in Croatia
- 5 districts in Serbia
- 4 Priority Axes + Technical Assistance
- 5 Specific Objectives
- Total Allocation: **EUR 40.345.091**
- Supported by ERDF/IPA II funds (ETC)



### Croatia

- 1 Osječko-baranjska county
- 2 Vukovarsko-srijemska county
- 3 Brodsko-posavska county
- 4 Požeško-slavonska county

### Serbia

- 1 North Bačka district
- 2 West Bačka district
- 3 South Bačka district
- 4 Srem district
- 5 Mačva district



REPUBLIKA HRVATSKA

Ministarstvo regionalnoga razvoja  
i fondova Europske unije

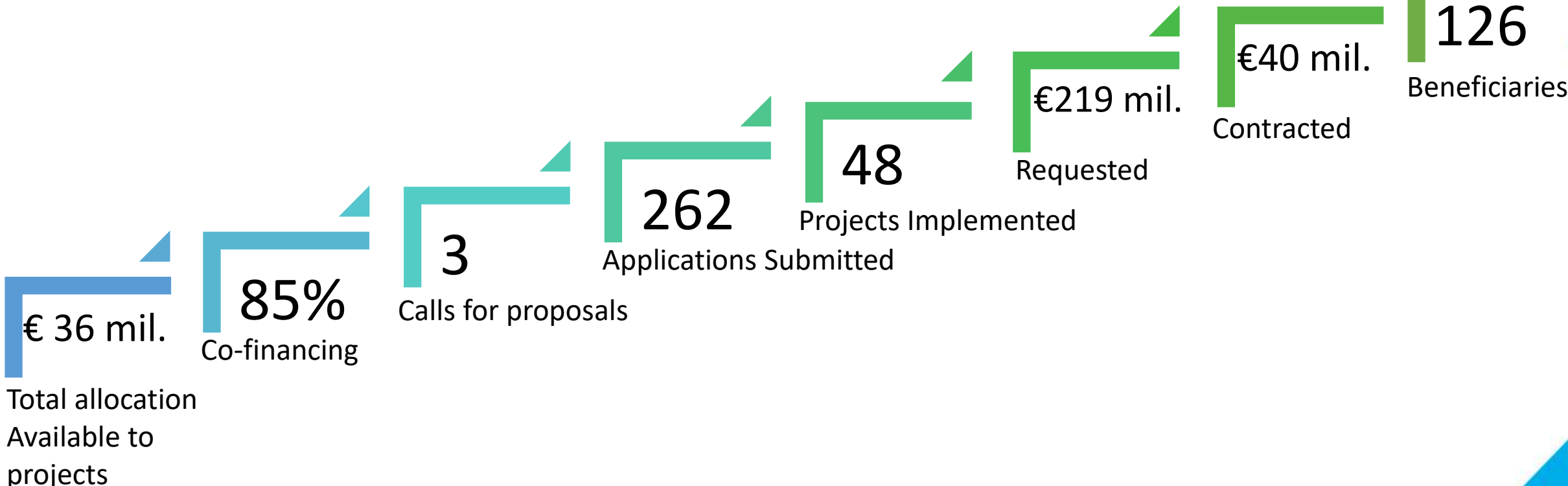


Government of the Republic of Serbia

Ministry of  
European Integration

# Programme In Numbers

Without Technical Assistance (EUR 4,92 mil. in Total)



Total allocation  
Available to  
projects

# Calls for Proposals

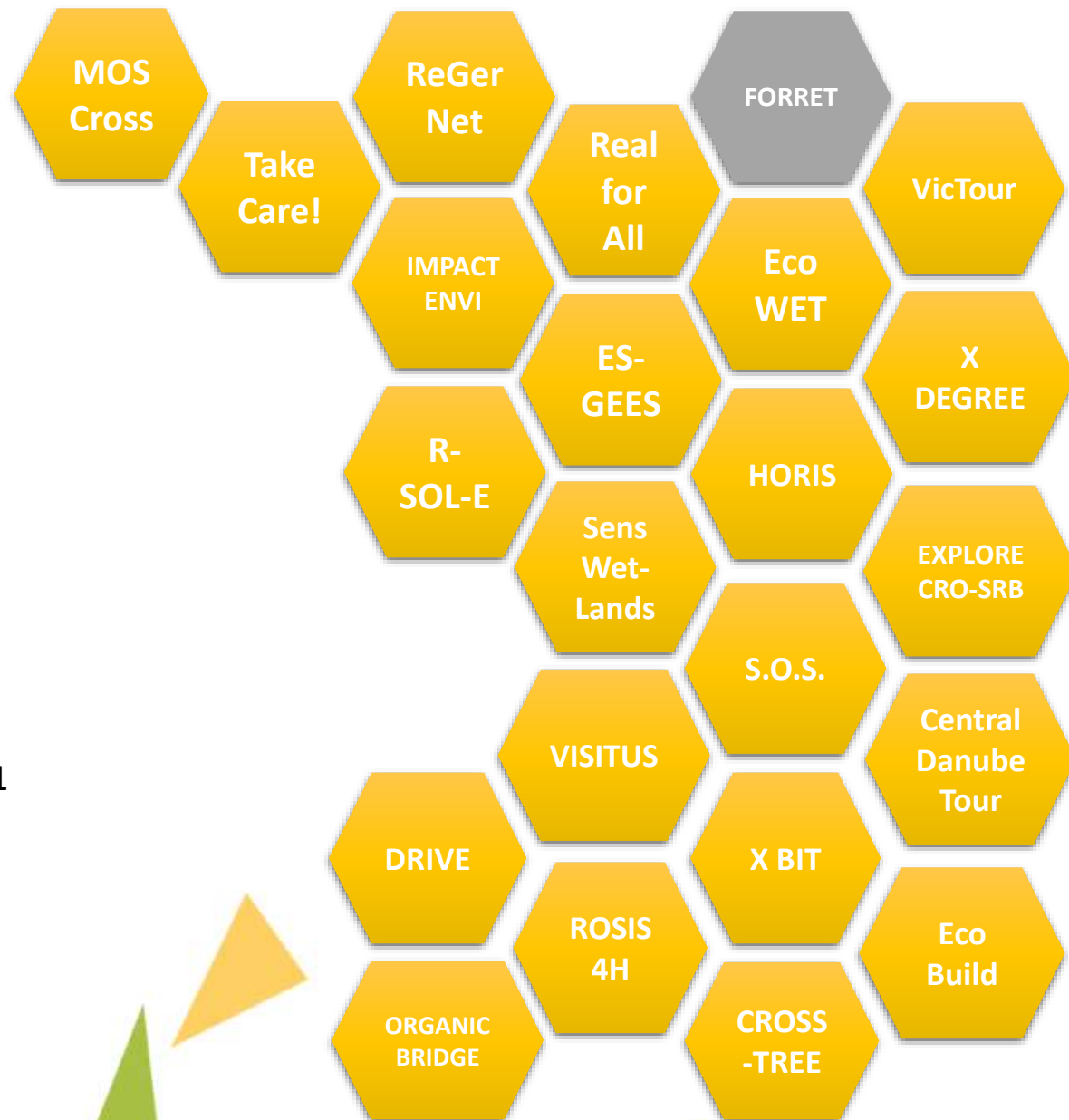
**1<sup>st</sup> (Open)  
Call for  
Proposals  
launched in  
2016**

**2<sup>nd</sup> (Open)  
Call for  
Proposals  
launched in  
2018**

**3<sup>rd</sup>  
(Restricted)  
Call for  
Proposals  
launched in  
2022**

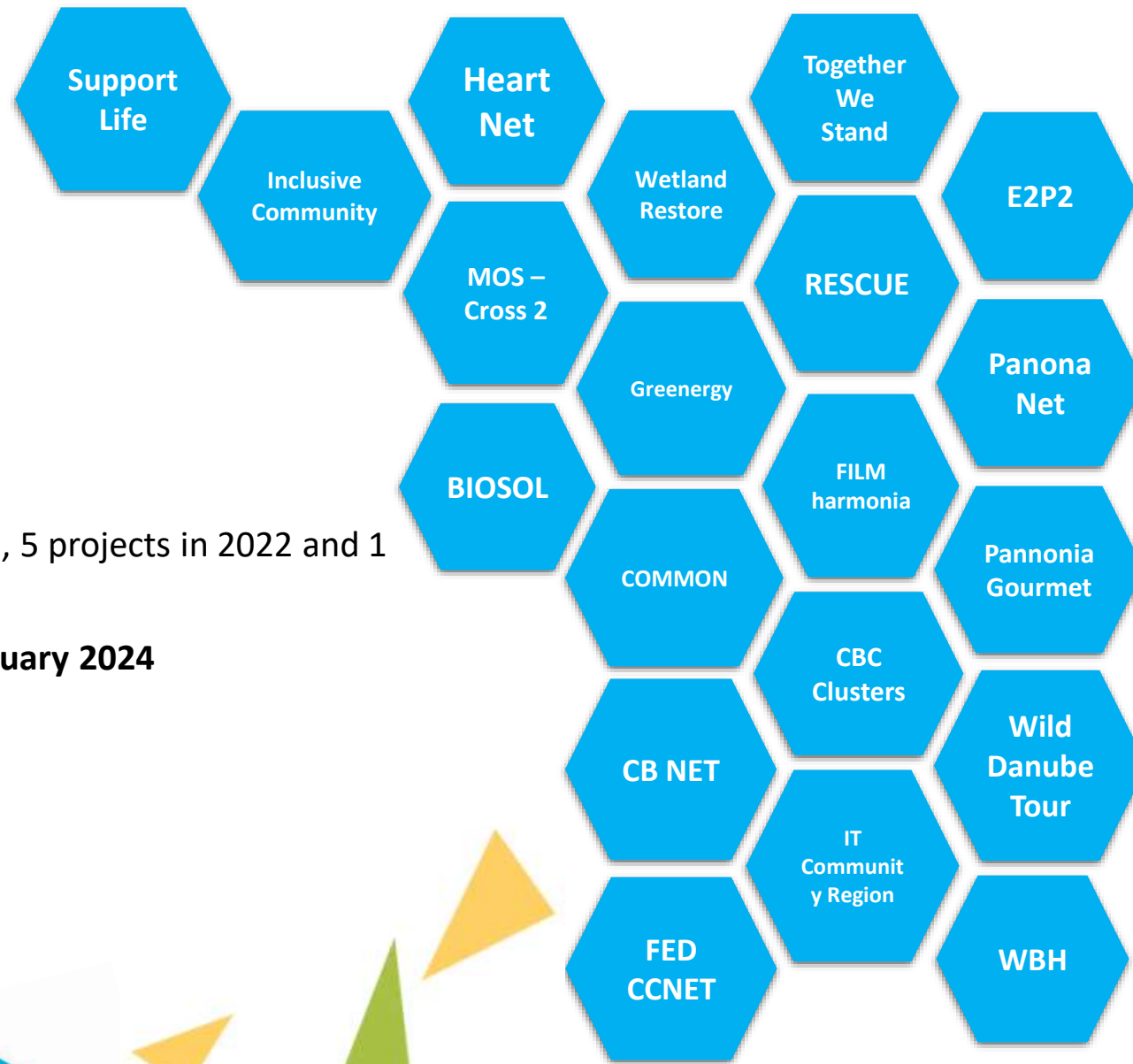
# 1<sup>st</sup> Call for Proposals

- Open Call launched in 2016
- **127** project proposals submitted
- **23** projects contracted
- **22** projects implemented
- **1** project terminated (FORRET in 2019)
- Implementation period: **15 June 2017 - 31 January 2020**
- 16 projects finished implementation in 2019
- 6 projects finished implementation in 2020
- All Final Project Progress Reports approved and paid by **17 June 2021**
- Total Contracted Amount: EUR **18.377.373,38** \*including FORRET
- Total CA Certified Amount: EUR **15.934.207,23**
- EU share Paid to Beneficiaries: EUR **13.543.919,66**
- Call Absorption Rate: **95.13%** \* *terminated project FORRET excluded*



## 2<sup>nd</sup> Call for Proposals

- Open Call launched in 2018
- **111** project proposals submitted
- **20** projects contracted and implemented
- Implementation period: **1 April 2019 - 14 August 2023**
- 1 project finished implementation in 2020, 13 projects in 2021, 5 projects in 2022 and 1 project in 2023
- All Final Project Progress Reports approved and paid by **5 February 2024**
- Total Contracted Amount: EUR **20.289.920,03**
- Total CA Certified Amount: EUR **19.041.267,57**
- EU share Paid to Beneficiaries: EUR **16.029.836,56**
- Call Absorption Rate: **93.85%**



## 3<sup>rd</sup> Call for Proposals

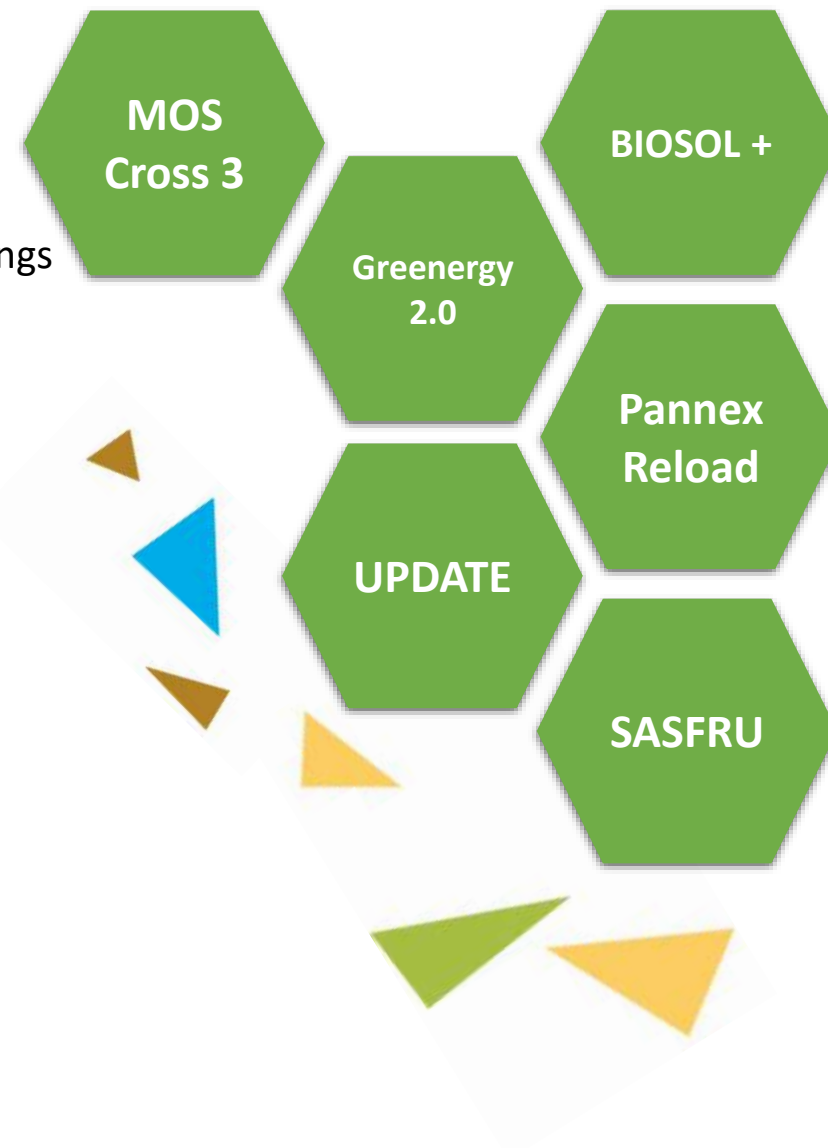
- Restricted, capitalization Call for PPs of the 1<sup>st</sup> and/or 2<sup>nd</sup> CfP, launched in 2022 to use savings
- **24** project concept notes submitted
- **6** projects contracted and implemented
- Implementation period: **1 February - 31 October 2023**
- Total Contracted Amount: EUR **1.327.308,61**

### *State-of-play as of 1 May 2024:*

- **4 of 6** Final Project Progress Reports approved and paid
- Total CA Certified Amount: EUR **745.036,63**
- EU share Paid to Beneficiaries: EUR **555.701,56**
- Call Absorption Rate: **56,13%**

### *Projection by 30 June 2024 (All Final Project Progress Reports approved and paid)*

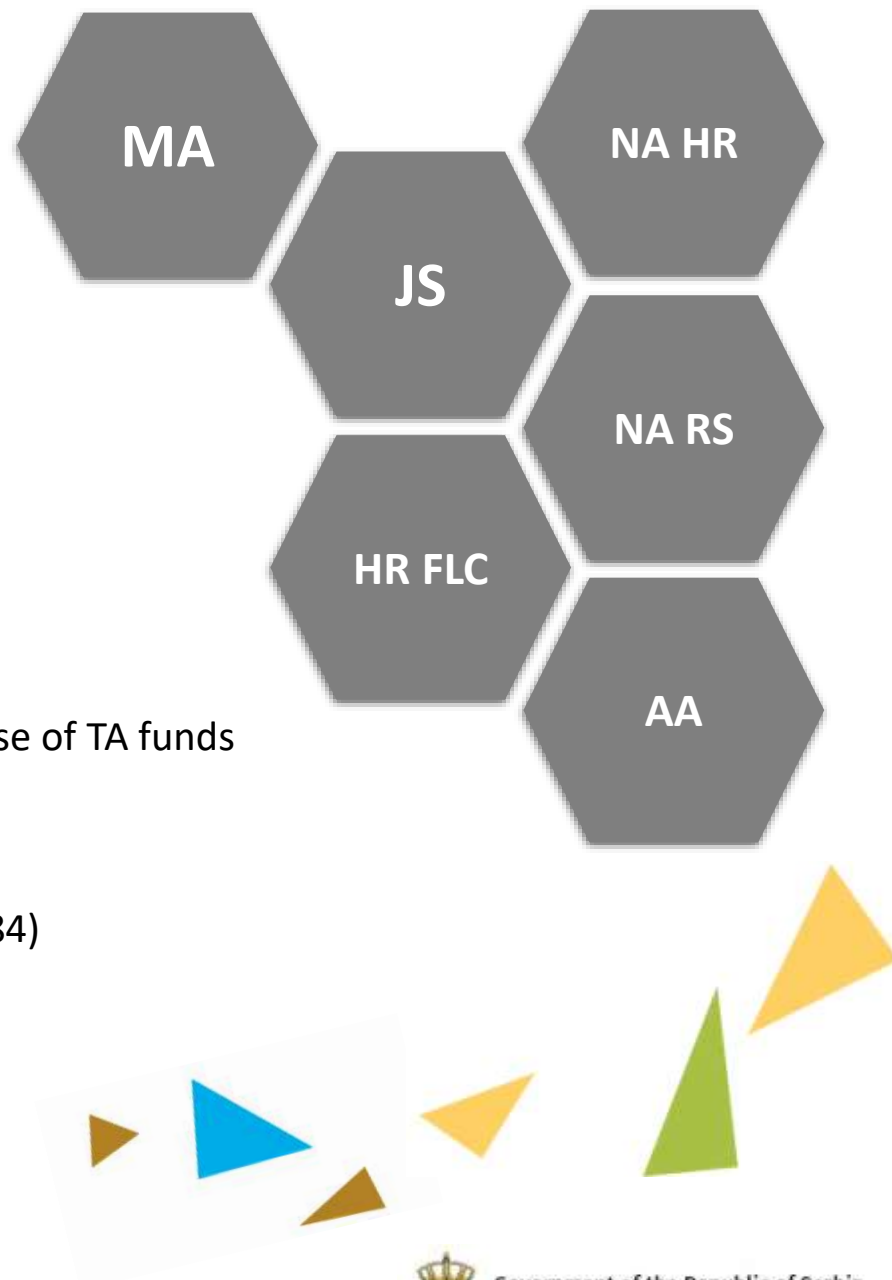
- Total CA Certified Amount: EUR **1.275.225,21**
- EU share Paid to Beneficiaries: EUR **1.006.361,85**
- Call Absorption Rate: **96,07%**





## Technical Assistance (TA)

- 10% of the Programme Allocation dedicated to TA (PA5)
- **Total Amount available: EUR 4.034.492,00 (EU share: EUR 3.429.318,00)**
- 100% of amount is contracted in 5 TA Applications
- Programme Bodies (TA beneficiaries): MA and JS, HR FLC, HR NA, RS NA, and AA
- TA absorption rate was at **70%** at the last JMC Meeting in April 2023
- The final deadline for the eligibility of costs: 31 December 2023
- TA Agreements prolonged until the final date of costs eligibility
- With timely reallocations among the TA beneficiaries, the Programme maximized the use of TA funds
- Current Absorption Rate is at **89,89%**
- Total Amount CA Certified by 1 May 2024: **EUR 3.629.071,14**
- Still to be certified: MA/JS Final Project Progress Report (Total Reported: EUR 347.766,84)
- Projected Total CA Certified Amount of TA by June 2024: **EUR 3.976.837,98**
- Projected Absorption Rate: **98,57%**





## Programme Audits and Evaluations

- **Audit of Accounts** for the 9th Accounting Year, before the submission of accounts was performed with no audit findings
- **Audit of operations** of the 9th Accounting Year resulted in several audit findings, but by including additional partner reports in the audit sample by the AA (ARPA) in December 2023, the Total Error Rate was reduced under 2% and the financial correction on Programme level was avoided
- The final Audit of operations (for the 10th Accounting Year) is announced by AA to be performed in 2024
- **System Audit of the 3rd CFP** in 2023 was concluded with no audit findings
- MA/JS audited for Key Requirement 2 (Project Selection)
- Overall conclusion on the proper functioning of the Management and Control System from the last system audit:  
*Category 1 - Works well. No, or only minor improvements needed.*
- All previous system audit findings were closed
- **2 Programme Evaluations** successfully performed:
  - Operational Evaluation (Programme efficiency and effectiveness) in 2019 (mid-term results)
  - Impact Evaluation conducted by external experts in 2021





**Programme  
Results**

**Financial  
Performance**

**Programme  
Indicators**

**Visibility and  
Outreach**

**Results per  
Priority Axis**

## Programme Financial Performance *cut-off date 1 May 2024, including TA (PA5)*

Priority Axis	Total Programme Allocation	Total Contracted Amount	Commitment Rate	Total CA Certified Amount	EU share paid to beneficiaries	Leftover EU Funds	Absorption Rate
PA1	6.599.427,00	6.744.570,62	102,20	<b>6.519.705,19</b>	5.541.594,19	67.917,81	98,79
PA2	13.699.623,00	16.189.401,23	118,17	<b>13.321.188,67</b>	11.255.219,69	389.323,31	97,24
PA3	8.875.883,00	9.488.045,86	106,90	<b>8.769.211,80</b>	7.298.589,88	245.910,12	98,80
PA4	7.135.666,00	7.572.584,31	106,12	<b>7.110.405,77</b>	6.034.054,02	31.260,98	99,65
PA5	4.034.492,00	4.034.492,00	100,00	<b>3.629.071,14</b>	3.084.710,23	344.607,77	89,95
<b>TOTAL</b>	<b>40.345.091,00</b>	<b>44.029.094,02</b>	<b>109,13</b>	<b>39.349.582,57</b>	<b>33.214.168,01</b>	<b>1.079.019,99</b>	<b>97,53</b>

### Projection of Programme Financial Performance at Closure\* *subject to changes in case of ineligible expenditure/financial corrections*

Total CA Certified Amount: EUR **40.227.538,01** - Programme Absorption Rate: **99,71%**

Leftover EU Funds: EUR **332.757,89**

The Programme successfully **avoided the risk of automatic decommitment** throughout the implementation.

All financial **(N+3)** Targets for years 2020, 2021, 2022 and 2023 were not only met, but surpassed each year.

## Programme Output Indicators Achieved *cut-off date 1 May 2024, excluding TA (PA5)*

Priority Axis	Programme Output Indicator	Target Value (31 Dec 2023)	Achieved in Approved Project Reports (1 May 2024)	Percentage of completion
PA1	Number of persons related to improving health care services and/or social care services trained	437	803	<b>183 %</b>
PA1	Number of jointly developed tools and services that enable better quality of social and health care	9	14	<b>155 %</b>
PA1	Population covered with improved health services and/or social services or facilities	100.000	134.272	<b>134 %</b>
PA2	Number of jointly developed and/or operated monitoring systems	5	5	<b>100 %</b>
PA2	Surface area of habitats supported in order to attain a better conservation status (ha)	69.792,00	88.511,99	<b>126 %</b>
PA2	Additional capacity of renewable energy production (MW)	3,60	5,17	<b>144 %</b>
PA3	Number of joint tourism products developed and promoted	13	16	<b>123 %</b>
PA3	Number of tourism supporting facilities and/or tourism infrastructure developed or improved	11	24	<b>218 %</b>
PA3	Number of persons educated in quality assurance, standardisation on cultural and natural heritage and destination management	370	1.024	<b>276 %</b>
PA3	Increase in expected number of visitors to supported sites of cultural and natural heritage (Visits per year)	1.000	8.786	<b>878 %</b>

## Programme Output Indicators Achieved *cut-off date 1 May 2024, excluding TA (PA5)*

Priority Axis	Programme Output Indicator	Target Value (31 Dec 2023)	Achieved in Approved Project Reports (1 May 2024)	Percentage of completion
PA4	Number of cross-border clusters or networks or other collaborative schemes including entrepreneurs established or improved	7	10	<b>143 %</b>
PA4	Number of laboratories and/or competence centres jointly used by entrepreneurs developed or improved	12	22	<b>183 %</b>
PA4	Number of innovative technologies, processes, products and services introduced by the enterprises in the programme area	7	21	<b>300 %</b>
PA4	Number of enterprises cooperating with research institutions	9	26	<b>289 %</b>

### Projection of Programme Output Indicators Achievement at Closure

The Programme has already achieved all of the target values of Programme output indicators. The performance will be further improved once the 2 Final Project Progress Reports of the 3<sup>rd</sup> CfP are approved by the MA/JS: Greenergy 2.0 and Pannex Reload

- **Greenergy 2.0** is expected to contribute to the PA2 Programme output indicator with an additional **0,21 MW** capacity of renewable energy production
- **Pannex Reload** is expected to contribute to the PA3 Programme output indicators with:
  - **4** joint tourism products developed and promoted
  - **100** new visitors to supported sites of cultural and natural heritage

Results  
per Priority  
Axis



PA 1



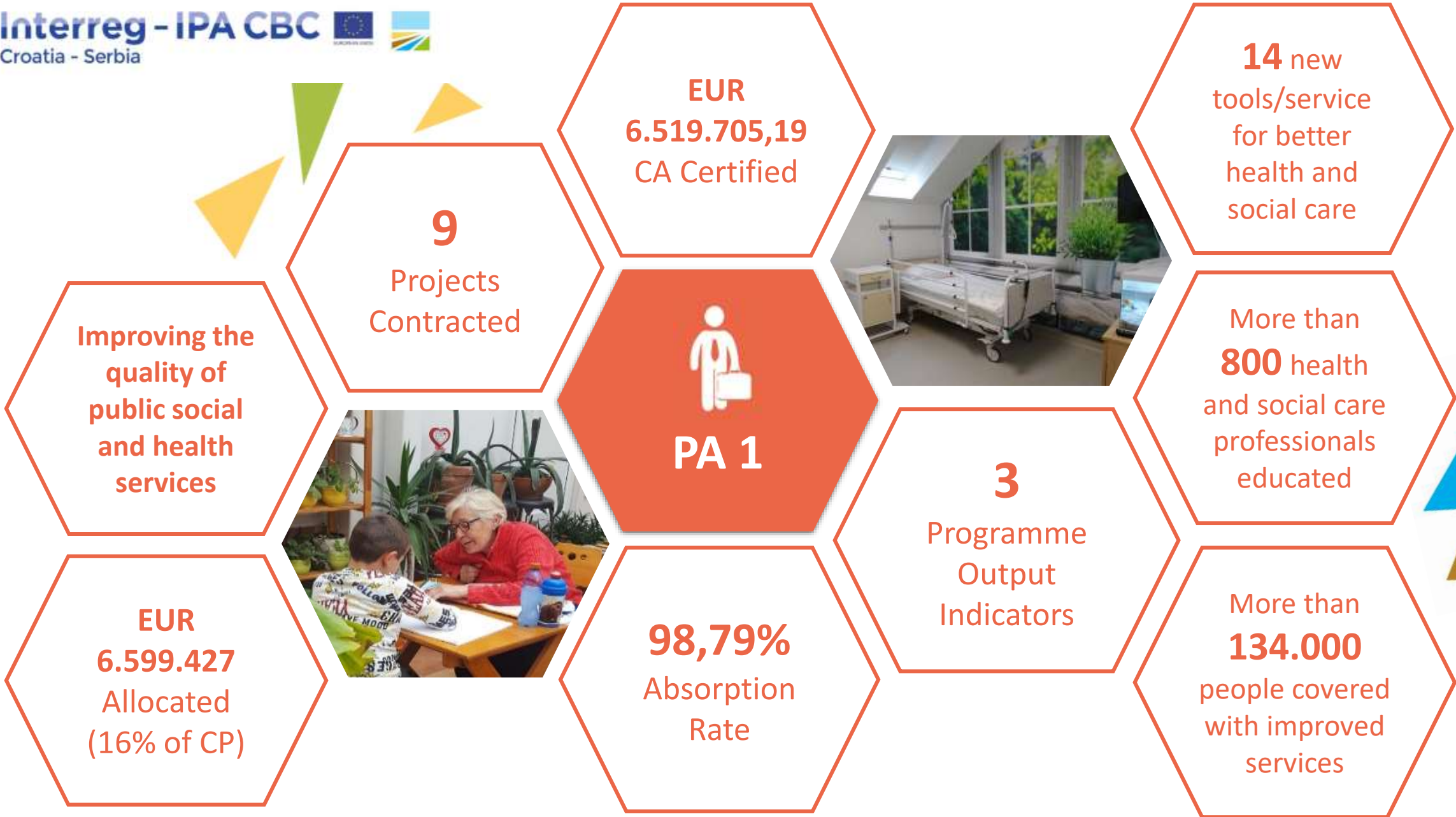
PA 2



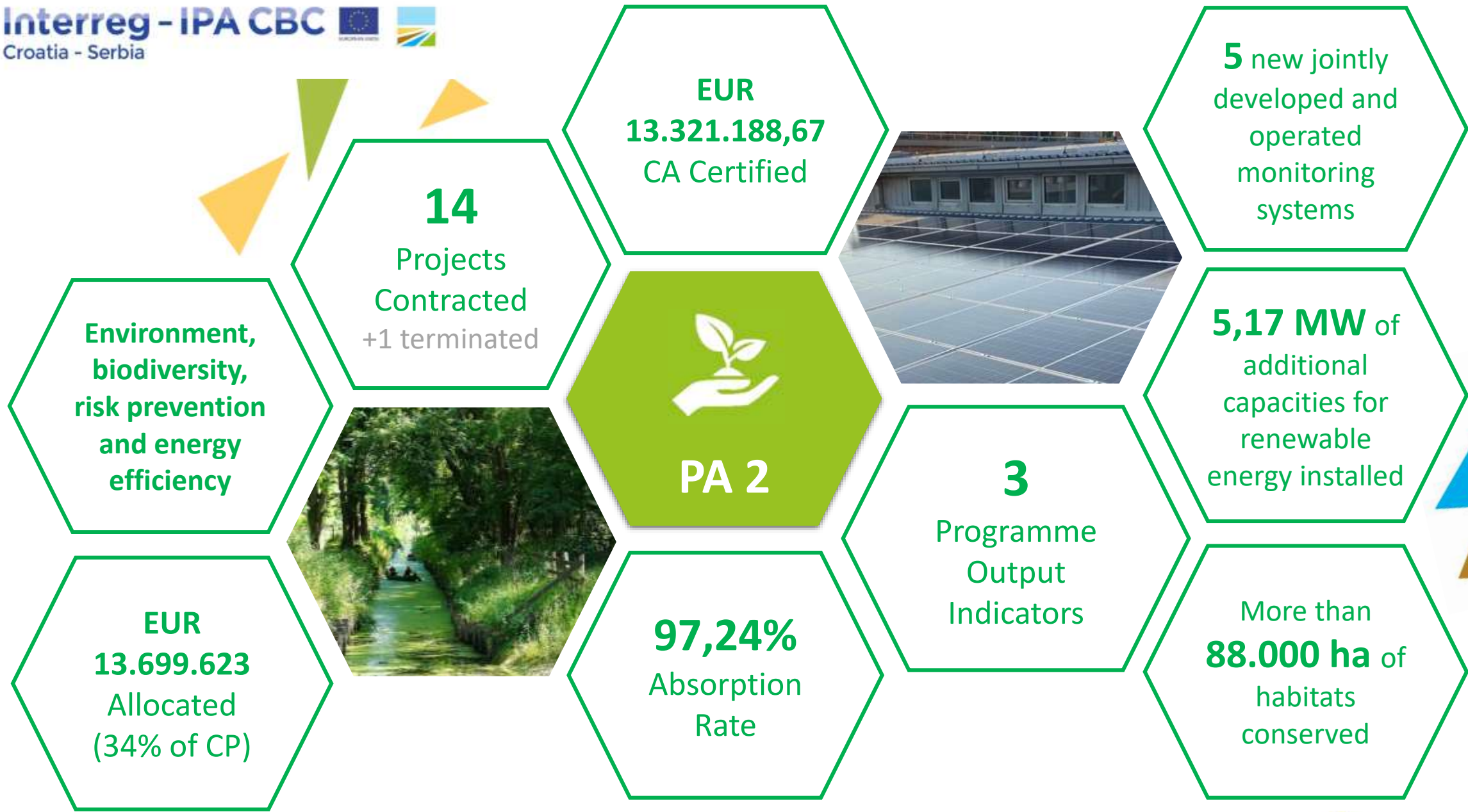
PA 3

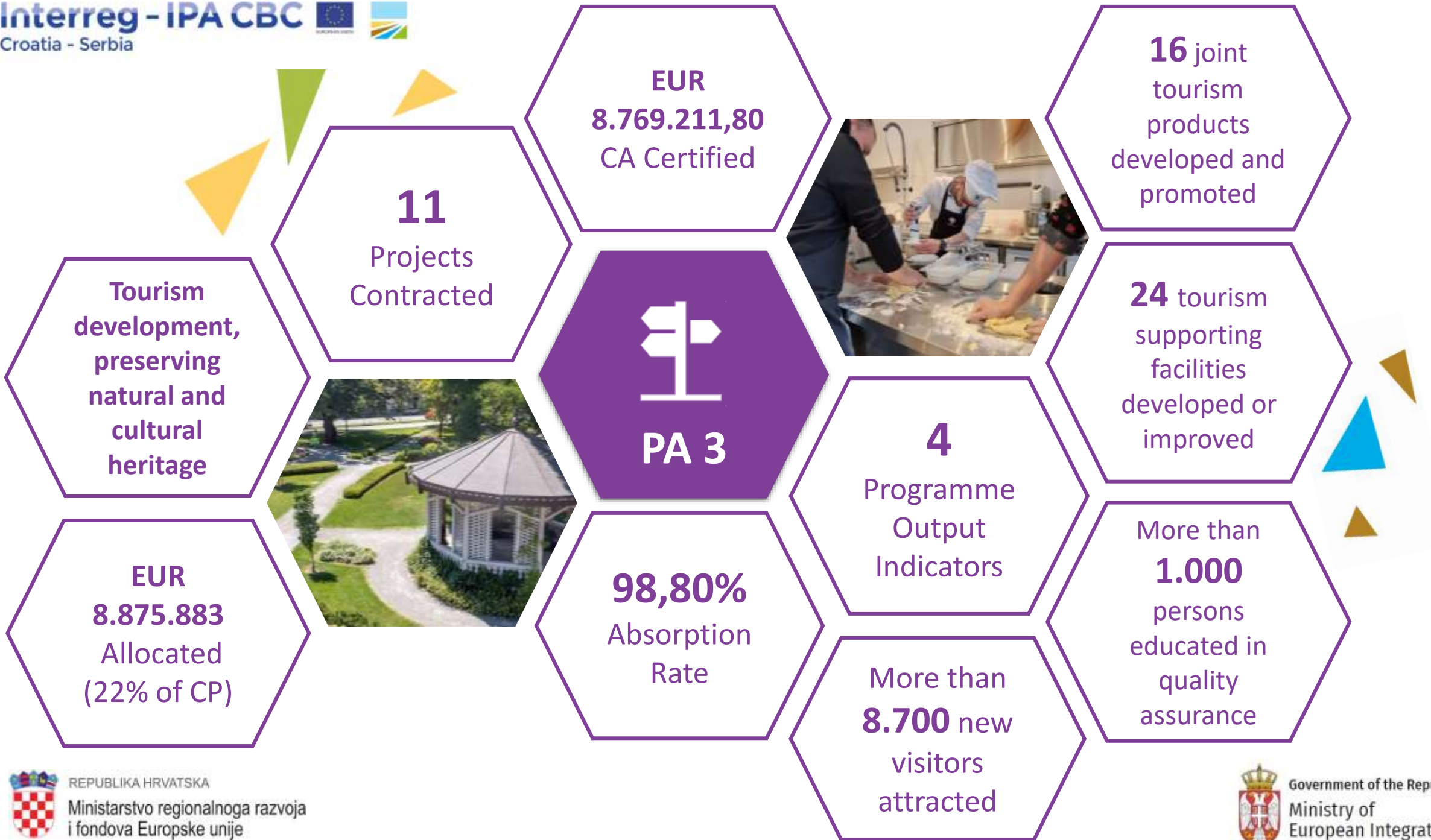


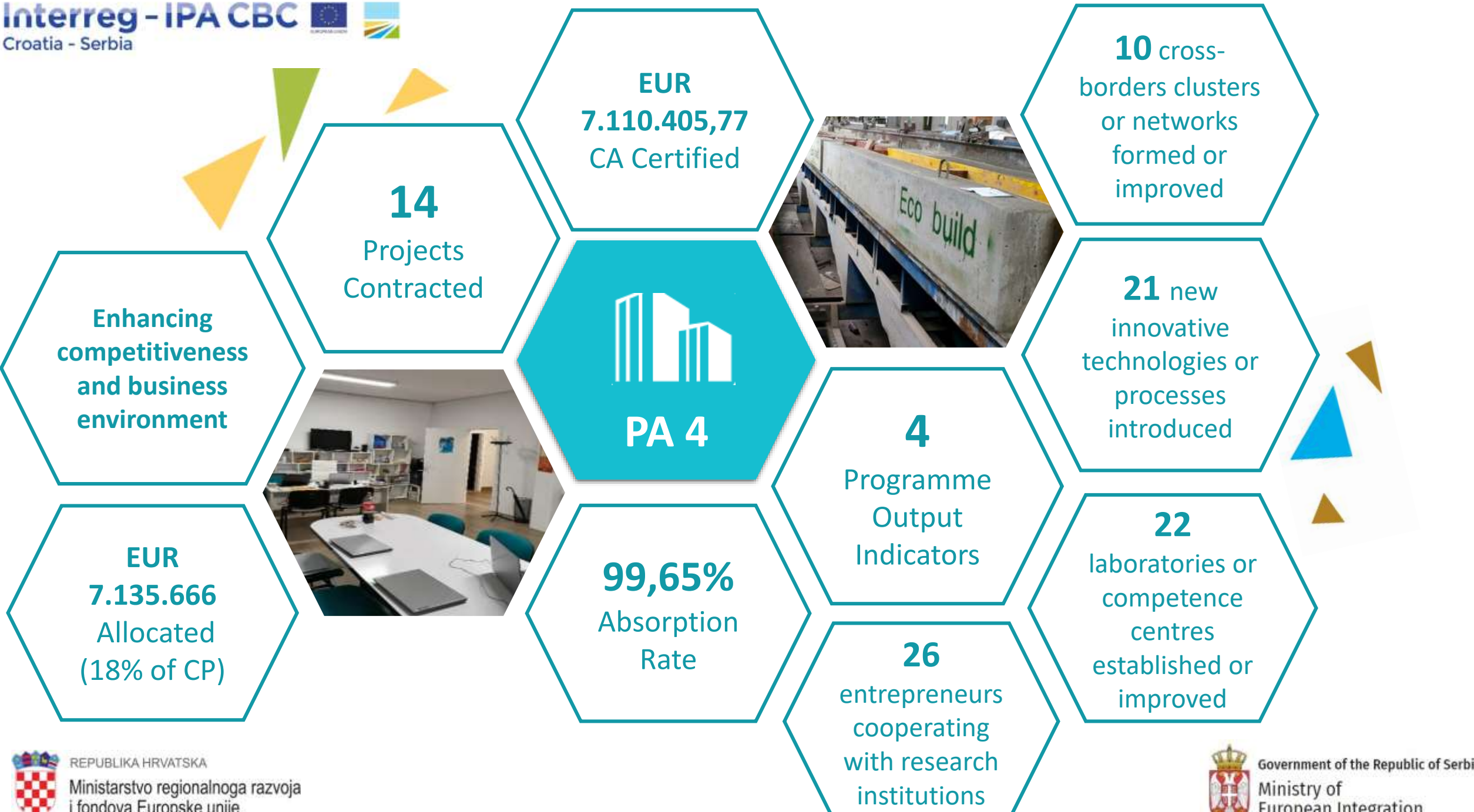
PA 4











## Visibility and Outreach



- **8 European Cooperation Days** celebrated
- EC Day/Interreg Cooperation Day 2023 held in Novi Sad
- **3 Programme Conferences** – Closure Conference planned in 2024
- More than **20 workshops** for beneficiaries held
- Project UPDATE - **Winner of the Interreg Project Slam 2023**
- Project Heart Net - **Finalist of the Interreg Project Slam 2021**
- Project ReGerNet - **Finalist of the REGIOSTARS 2019** and included in Interact's **Inclusive Growth Postcards**
- Project Take Care! selected for DG REGIO e-book **30 Years of Interreg**
- Programme **Social Media Reach:**  
Facebook: 591 followers  
X (twitter): 72 followers  
Linkedin - 199 connections

[interreg-croatia-serbia.eu](https://interreg-croatia-serbia.eu)

## Where we are since the last JMC Meeting *(April 2023)*

- **3** Technical Meetings held
- **3** Transmissions of financial data sent to EC (31 July, 31 October 2023 and 31 January 2024)
- Annual Implementation Report for **2022** and Citizens' Summary submitted in May 2023
- Accounts for the **9th** Accounting Year submitted by 15 February 2024
- **25** Project Progress Reports Approved with a total amount of EUR **3.111.493,48**

## Next Steps

- **2 Project Progress Reports** of the 3rd CfP to be approved and paid by 30 June 2024
- **1 TA Final Project Progress Report** (MA/JS) to be approved and paid
- **Final Payment Application** to be submitted to the EC by 31 July 2024
- **Transmissions of financial data:** by 31 July and 31 October 2024, and the last one by 31 January 2025
- Last **Audit of Operations** to be performed for the 10th Accounting Year
- Planned **Durability Checks** for projects of the 1st CfP
- Programme **Closure Conference** to be organized by the end of 2024
- **Final Implementation Report** to be submitted with final Accounts by 15 February 2025
- **2014 – 2020 PROGRAMME CLOSURE**



## Interreg IPA CBC Programme Croatia – Serbia 2014-2020

# Thank you for your attention!

**Managing Authority**  
**Ministry of Regional Development and EU funds**  
Sector for Managing Interreg Cooperation Programmes

[ma-interreg-ipa@mrrfeu.hr](mailto:ma-interreg-ipa@mrrfeu.hr)